



MALAYALAM SCHOOL CALGARY

EST. 2014

REG NO. 5026508878

Malayalam- മലയാളം

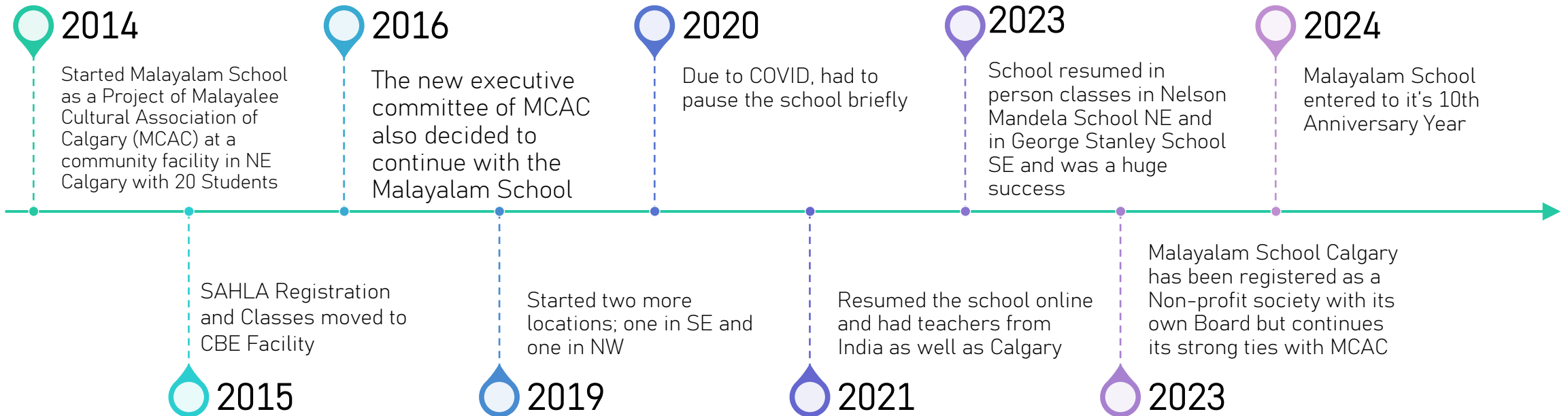
- Spoken in the Indian state of Kerala and the union territories of Lakshadweep and Puducherry
- Also spoken by the Malayali Diaspora worldwide
- Malayalee community in Calgary has a rich history spanning around 65 years
- Malayalee Cultural Association of Calgary (MCAC) has been functioning since 1986
- Today, over 3000 Malayalee families are calling Calgary their home

Adobe Stock | #329010689



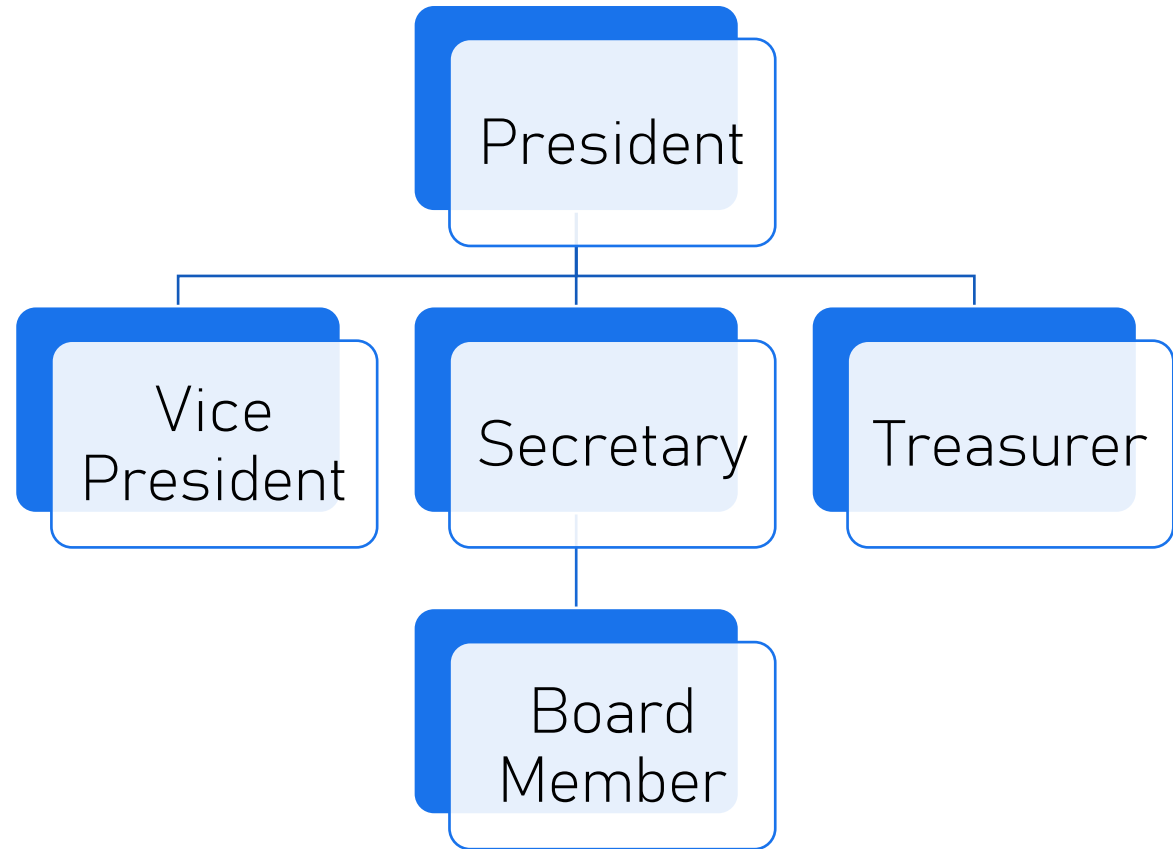
| | | | | | |
|----|-----|----|-----|----|----|
| അ | ആ | ഇ | ഈ | ഉ | ഊ |
| a | ā | i | ī | u | ū |
| എ | ഏ | ഐ | ഒ | ഓ | ഔ |
| e | ē | ai | o | ō | au |
| അം | അഃ | | | | |
| aṁ | aḥ | | | | |
| ക | ഖ | ഗ | ഘ | ങ | |
| ka | kha | ga | gha | ṅa | |
| ച | ഛ | ജ | ഝ | ഞ | |
| ca | cha | ja | jha | ña | |
| ട | ഠ | ഡ | ഢ | ണ | |
| ṭa | ṭha | ḍa | ḍha | ṇa | |
| ത | ഥ | ദ | ധ | ന | |
| ta | tha | da | dha | na | |
| പ | ഫ | ബ | ഭ | മ | |
| pa | pha | ba | bha | ma | |
| യ | ര | ല | വ | | |
| ya | ra | la | va | | |
| ശ | ഷ | സ | ഹ | ള | റ |
| śa | ṣa | sa | ha | la | ra |

Malayalam School Calgary- Road Map



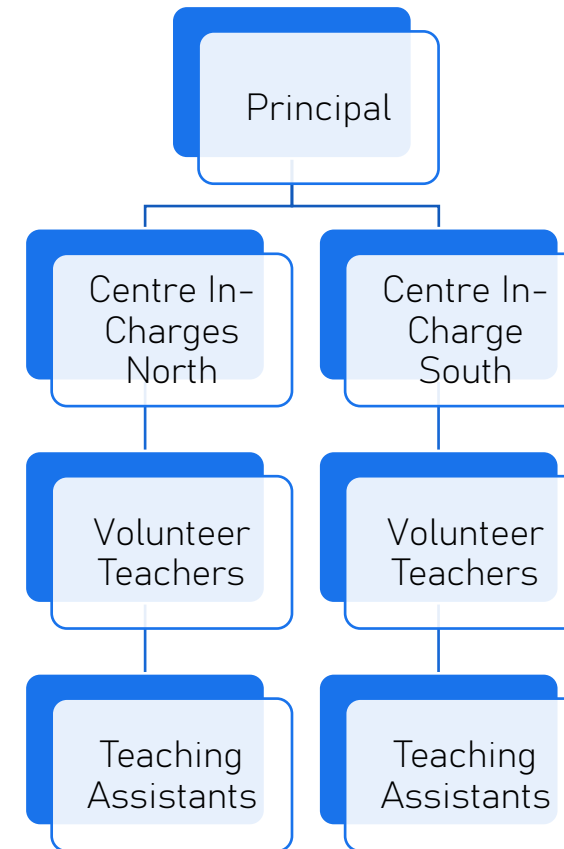
Current Structure

BOARD OF DIRECTORS



Current Structure

SCHOOL



School Overview

Target Group:

- Majorly Children aged 5–15
- Mostly children of Malayalee Parents.
- Other Children or adults are also welcomed
- Separate sessions offered for Adults

Frequency:

- Academic Year- September to June
- Once a week- on Fridays (except long weekend)
- 6:30 pm to 7:30 pm

Volunteer Teachers and Teaching Assistants

- Dedicated Volunteers
 - Current Year, 10 Volunteer Teachers and 8 Volunteer Teaching Assistants
-

School Overview

Elements of Learning:

- Vocabulary Building (animals, colors, food, family, etc.)
- Speaking and listening skills
- Reading and writing Malayalam
- Basic grammar
- Cultural elements (festivals, songs, stories)

Approach:

- Activity-based learning (Projects, Artworks, Homeworks etc.)
 - Songs, games, and stories
 - Emphasis on spoken Malayalam (understanding, Vocabulary Building) in early stages
 - Learning from known to unknown
-

Roles & Responsibilities



1. Volunteer Teachers:

- Plan and deliver lessons, activities, games etc. tailored to the student levels
- Encourage participation and spoken practice
- Assess progress (class exams, participation)
- Ongoing feedbacks (parents and School)

2. Volunteer Teaching Assistants:

- Support classroom management
- Help with materials and activity preparation
- Encourage student engagement

Roles & Responsibilities



3. Parents:

- Reinforce learning at home
- Help with regular homework
- Communicate with teachers about progress
- Participate in events and celebrations

4. Principal & Centre In-charges:

- Develop curriculum guidelines
- Organize schedules, classrooms, and materials
- Coordinate events like Talent Night, Convocation etc.
- Manage communication among the team members and parents through regular interactions and meetings

Curriculum Overview



Skill Level-Based Curriculum:

Students are grouped by skill level (Beginners, Intermediate, Advanced).



Malayalam Mission Curriculum (Govt. of Kerala Project)



A combination of Our Own Curriculum and Malayalam Mission Curriculum



Curriculum Overview- Core Focus Areas:

**Vocabulary
Building:** Animals,
colors, food,
family, nature,
etc. using games,
activities

നമുക്ക് ഒരു കളി
കളിക്കാം

NAMUKK ORU KALI KALIKKAM

LET'S PLAY A GAME

- STUDENTS SIT IN GROUPS
- SAY A MALAYALAM WORD OF THE CATEGORY THAT APPEARS
- THOSE WHO SAY GETS A POINT
- WRITE THE WORD ON THE BOARD
- HIGHEST POINT GROUP WINS
- CATEGORIES ARE
 - ANIMAL/BIRDS
 - VEGETABLES
 - FRUITS
 - ANYTHING



കഴിഞ്ഞ ക്ലാസ് - Kazhinja Class (Last Class)



വിനോദത്തിൽ ആരെല്ലാം?
വിനോദത്തിൽ എന്തെല്ലാം?

Curriculum Overview- Core Focus Areas:

**Listening &
Comprehension:**
Through stories,
songs, and
instructions.

വാലു നീണ്ട പട്ടം
ചിറകു വീശി പട്ടം
കൺതുറന്നു പട്ടം
ചന്തമുള്ള പട്ടം

- VAALU NEENDA **PATTAM**
- CHIRAGU VEESHI **PATTAM**
- KAN THURANU **PATTAM**
- CHANTHAMULLA **PATTAM**



Curriculum Overview- Core Focus Areas:


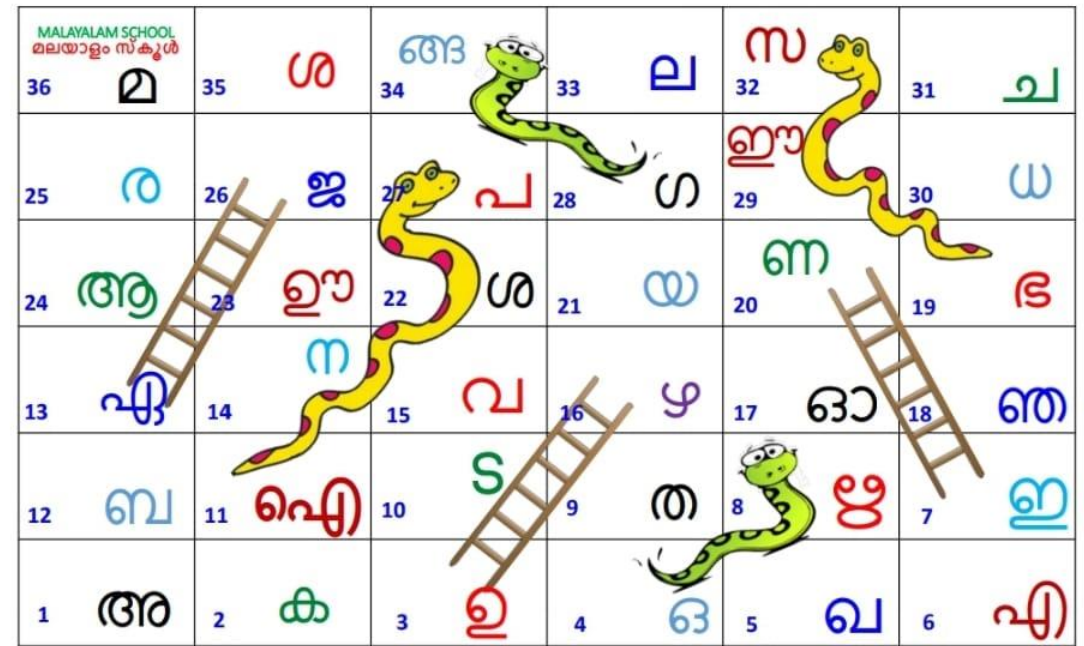
Spoken Malayalam:
Greetings, simple
sentences,
questions &
answers

| | | |
|-------------------------|----------------------------|--------------------------------|
| ഞാൻ NJAN (I) | എന്റെ ENTE (my/mine) | എനിക്ക് ENIKK (for me) |
| നീ NEE (you) | നിന്റെ NINTE (your) | നിനക്ക് NINAKK (for you) |
| അവൻ AVAN (he/him) | അവന്റെ AVANTE (his) | അവന് AVANU (for him) |
| അവൾ AVAL (she) | അവളുടെ AVALUDE (her) | അവൾക്ക് AVALKK (for her) |
| ഇത് ITHU (this) | അത് ATHU (that) | ആണ് Aanu (is) |

എന്റെ പേര് _____ ആണ്
ENTE PERU _____ AANU

Curriculum Overview- Core Focus Areas:

Writing Practice:
Starting with letters, then words and short sentences.



Curriculum Overview- Core Focus Areas:

Reading Skills:
Malayalam letters,
words, and short
sentences (gradually
introduced).

LETTERS AND NUMBERS- HOME WORK FOR NEXT CLASS (DECEMBER 06,2024)

STEP - 1 - Take one poster board (or normal blank white paper)
Write the Malayalam alphabets on the board/paper as shown below:

അ അ ഇ ഹു ഉ
ഊ ഋ എ ഏ ഐ
ഒ ഓ ഔ അം അഃ

STEP - 2 - Take a white paper(or another poster board) and cut out 15 small pieces to cover the alphabets and glue them on top of each alphabet in a way it can open like a window .

STEP - 3 - Write numbers on top of each as shown below and you are done! Please bring this to the next Class.

| | | | | |
|------|------|------|------|------|
| GLUE | GLUE | GLUE | GLUE | GLUE |
| | | | | |
| GLUE | GLUE | GLUE | GLUE | GLUE |
| | | | | |
| GLUE | GLUE | GLUE | GLUE | GLUE |
| | | | | |

| | | | | |
|----|----|----|----|----|
| 1 | 2 | 3 | 4 | 5 |
| 6 | 7 | 8 | 9 | 10 |
| 11 | 12 | 13 | 14 | 15 |



Curriculum Overview- Core Focus Areas:

Cultural Elements:
Introduction to
festivals, traditions
etc. through projects
and activities

Curriculum Overview- Core Focus Areas:

Homeworks-

(Focuses parents' involvement in the learning process)



Class 1 Homework- January 25, 2025

Match the Following- മോറോഫി മോർക്കുക

Role of parents:- ചിത്രം ചുണ്ടി കാണിച്ചു അതിന്റെ മലയാളം വാക്ക് പറയാൻ പറയുക. കഴിയുന്നതും കുട്ടികളെ കൊണ്ട് പറയിപ്പിക്കാൻ ശ്രമിക്കുക. അതിനെ തുടർന്ന് അടുത്ത കോളത്തിലെ ഉപയോഗങ്ങൾ വായിച്ചു അർത്ഥം പറഞ്ഞു കൊടുക്കുക. കുട്ടികൾ തന്നെ ചേർന്നു കണ്ടെത്തി യോജിപ്പിക്കട്ടെ.



Ear

ശ്രവിക്കുക, മണക്കുക



Eyes

സംസാരിക്കുക



Teeth

രുചി അറിയുക



Nose

കാണുക



Tongue

ചവയ്ക്കുക, മുറിയ്ക്കുക



കേൾക്കുക

Budget & Operational Expenses

Operates solely on minimal registration fees and financial support from SAHLA



Facilities rental



Printing (Textbooks, other study materials)



Books, Pens, Pencils, Folders, Charts, Markers etc.



Talent Night, Year End Celebration etc.



Certificates and other rewards



Occasional refreshments



Recognition for Volunteer Teachers and Teaching Assistants

Strengths

Dedicated Volunteer Teachers and Teaching Assistants

Dedicated and Autonomous Board to ensure quality and continuity

Strong bond with the parent organisation Malayalee Cultural Association of Calgary (MCAC)

70-80 Students attends each year

Completing 10th Year of operation



Best Practices

On-going conversations with parents

Parents Teachers Meetings

Ensuring involvement of parents in the learning process

Periodical Teachers Meeting

Cultural Learning through celebrations, talent night and project works



Underway Projects



Development of a complete curriculum and own textbooks



Malayalam Library

Challenges

Student Retention



Volunteer Teachers' availability



Budget Limitations



MALAYALAM SCHOOL CALGARY



THANK YOU!